

# ADD ORTHODONTIC REVENUE TO YOUR GENERAL PRACTICE

Stop referring your orthodontic patients and  
keep that revenue in your own practice!

**LECTURE &  
HANDS-ON  
CLINICAL  
EXPERIENCE**



**“Adults recall an  
estimated 40% more  
when learning with  
direct, purposeful  
experiences.”  
(NTCC 1993)**

BRUNSWICK, OHIO 12-SESSION COURSE (2018-2020)

# ACADEMY OF Gp ORTHODONTICS

Offering comprehensive orthodontic continuing education courses where you treat patients, not typodonts. Our 12-session course meets one weekend every two months and consists of a Friday classroom instruction and a Saturday comprehensive clinical hands-on training with direct patient treatment. All patients, materials, and supplies for the clinical sessions are provided by the Academy. The lectures include identification and understanding of the various types of patient malocclusions and how they can be treated effectively utilizing the Differential Straight-Arch® Technique. The knowledge gained through the Friday lecture/didactic format is reinforced by Saturday's clinical participation, allowing you the optimum learning experience.

"This course was a wonderful learning experience for me. It has given me the ability as a general practitioner to confidently treat those patients already in my practice who desire orthodontic treatment. And the best part is the network of fellow students and our instructor, who was always there to help with challenging cases. I highly recommend this course."  
- T. Jacobsen, D.D.S.

## TECHNIQUE ADVANTAGES

The Differential Straight-Arch® Technique is a comprehensive, fixed orthodontic appliance that facilitates learning because it is divided into three stages of treatment. The bracket has the following advantages:

- It reduces the need for functional appliances, head gear, or any distalizing mechanics.
- Extraction cases can be treated much easier.
- Teeth can be moved using light forces without anchorage strain.
- It reduces the need for orthognathic surgery.
- Anterior deep bites can be opened without the need for bite planes.



**The Academy's  
12-session hands-on  
courses are designed  
to be the closest  
CE Course to an  
orthodontic residency  
for the  
General Practitioner.**



## COURSE ADVANTAGES

- It provides clinical training with patients for a hands-on experience.
- Treat a case load of patients from bracketing to retention for a full clinical experience.
- Participants are encouraged to begin cases in their own practices by the third or fourth session.
- There is ongoing mentoring and case consultation, along with available staff training.
- You will have the same instructor for each session with monitoring privileges upon completion.
- It is an invaluable source of CDE hours at a reasonable cost.



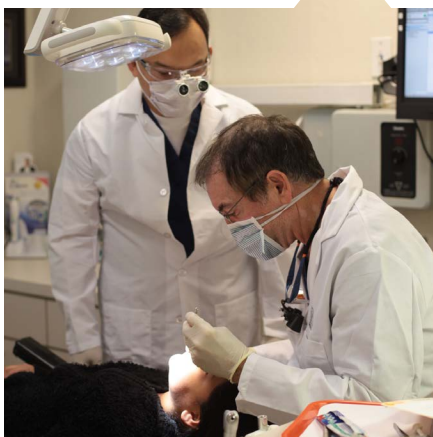
**Comprehensive  
orthodontics  
where you treat  
patients, not  
typodonts!**

## CLINICAL ORTHODONTIC TRAINING

A highly qualified team of instructors, clinical instructors, and hosts provide on-going support and invaluable comprehensive clinical hands-on training with direct patient treatment to ensure excellent case results. Courses are limited in number of participants in order to maintain an optimum, dynamic student-to-instructor learning experience in a clinical setting. By the third session, you are encouraged to start orthodontic cases in your own practice. Course tuition and expenses are easily recovered by beginning three to four cases in your own practice. You are encouraged to bring patient records to the Friday sessions for case mentoring and troubleshooting. Tuition also includes monitoring for one year upon completion of the course, with current AGpO membership.

"I took this course with the intention of improving my esthetic cases, but after starting the course I soon realized how orthodontics was going to become a big portion of my practice. The lecture and hands-on training gave me the confidence after a few sessions to begin some cases. Now after completing the course, orthodontics has become a real enjoyment for me and my staff. "

– K. Stodola, D.D.S.

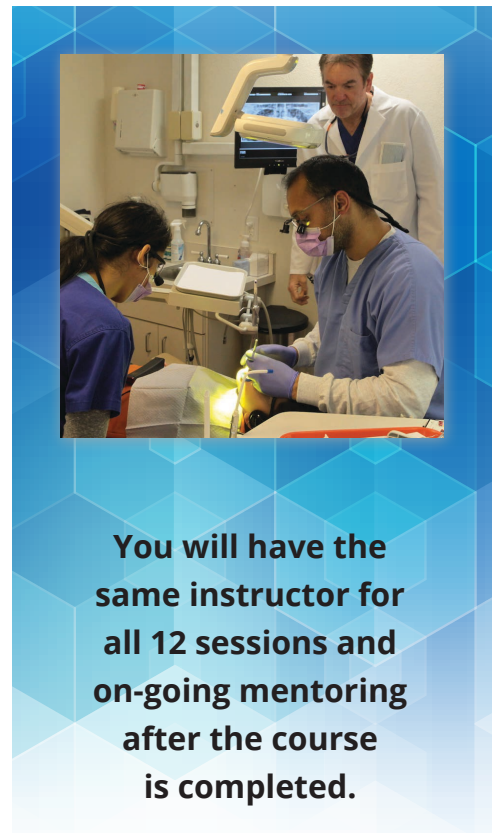


### COURSE FORMAT

This Comprehensive Clinical Orthodontic Course will meet one weekend every two months for a total of 12 sessions. **In addition to treating patients, participants will develop a digital library by taking intra-oral photographs of hands-on patients and will give case presentations to the class during the Friday seminar session. There will also be time to go over case records brought from each participant's own practice.**

Along with diagnosis and technique, the Friday seminar will include:

- Etiology/Causation
- Growth and development
- Early/Interceptive treatment
- Diagnosis
- Treatment planning
- Facial esthetics
- Orthodontic mechanics
- Palatal expansion
- Space maintenance
- Creating space/Air Rotor Stripping
- Impactions
- Surgical orthodontics
- Oral habits
- Limited cases
- TMD
- Finishing
- Retention
- Practice and risk management



**You will have the same instructor for all 12 sessions and on-going mentoring after the course is completed.**



### COURSE OBJECTIVES

- Diagnosis
- Treatment Planning
- Active Treatment
- Case Finishing
- De-bracketing
- Retention
- Ortho Practice Management



**Tuition is quickly recovered by starting 3-4 cases in your own practice.**



**Increase revenue  
and confidently  
incorporate  
orthodontics into  
your general practice!**

#### COURSE GOALS

- To facilitate your professional growth by providing an environment in which you will learn by doing.
- To enable you to more comprehensively service those who come to you for dental care.
- To help you become knowledgeable and confident in providing orthodontic treatment to your patients.

#### LEARN BY DOING

Upon completion you will be able to:

- Have a comprehensive knowledge and understanding of orthodontic treatment using the Differential Straight-Arch® Technique and patient treatment.
- Effectively diagnose and develop a treatment plan for each case.
- Have an understanding of the variables affecting treatment and treatment outcome.
- Have a proficiency in treating orthodontic malocclusions seen in your practice.
- Confidently incorporate orthodontics into your general practice!

#### SESSION OBJECTIVES

**"Introductory Orthodontic Session"** – A one-day session allowing potential course participants the opportunity to experience a lecture session, meet the instructor, the clinical instructor(s) and/or host dentist and visit the clinical facility.

The lecture consists of a lecture of current ideas and trends in orthodontics and will allow the participant to view documented case presentations of cases treated in the course and a question and answer (Q & A) period regarding the course curriculum and the Differential Straight-Arch® Technique (Tip-Edge® System).

These introductory sessions will assist the participant in making an informed decision as to whether he/she will make the commitment to participate in the comprehensive 12-session hands-on program. This will also allow the instructor, the clinical instructor(s) and/or host dentist the opportunity to meet and interview potential course participants. Course enrollment is based on "a first-come, first-served basis". Potential enrollees have one week following the introductory session to enroll in the course. Enrollment is full tuition, including 2 years AGpO membership. All course enrollments are contingent upon approval by the course instructor following the introductory session.



#### TYPICAL SESSION SCHEDULE

##### Friday

##### 8:00 a.m. to noon

- (Classroom) Lecture and Participation: Seminar/Lecture/Diagnosis/Case Presentation/Typodont Exercises

##### 1:00 p.m. to 5:00 p.m.

- Diagnosis/Case Presentations and Treatment Planning for Patients to be seen in the clinic
- Optional consultation session with instructor in diagnosis and treatment of patient records brought from each participant's practice.

##### Saturday

##### 8:00 a.m. to 4:00 p.m.

- (Clinical) Participation: Hands-on Patient Treatment



**We limit number  
of participants  
for a dynamic  
clinical learning  
environment.**

# BECOME KNOWLEDGEABLE AND CONFIDENT IN ORTHODONTICS

The Academy of Gp Orthodontics has provided comprehensive orthodontic continuing education courses for the General Practitioner for 30 years.

## COURSE OUTLINE:

### SESSION I

#### Outline

- Introductions
- Evolution of the Differential Straight-Arch® Technique
- Introduction to Stage One
- Discussion of the orthodontic work-up
- Introduction to clinical patients

#### Objectives

- Explain the steps needed for the orthodontic work-up
- Explain the Differential Straight-Arch® Technique
- Explain and demonstrate Stage One
- Perform initial banding and bonding of patients in clinic

### SESSION II

#### Outline

- Stage One Treatment in detail
- Review of clinical Patients from Session I
- Diagnosis Lecture
- Cephalometric, Model, and Bolton Analysis
- Patient consult appointment
- Patient informed consent
- Treatment financing arrangements

#### Objectives

- Explain Stage One in greater detail
- Recognize and identify the information needed to diagnose the orthodontic patient.
- Describe diagnosis and clinical application of the technique
- Begin to interpret the different types of analyses: Cephalometric, model, Bolton
- Describe the patient consult appointment including financial arrangements

### SESSION III

#### Outline

- Review Stage One
- Stage One problems/troubleshooting
- Palatal expansion
- Cuspid impactions
- Diagnosis Lecture (cont'd)
- Review of clinical patients from Session II



#### Objectives

- Review and explain all aspects of Stage One treatment and describe problem areas relating to this stage of treatment.
- Discuss the clinical application of the technique in detail
- Explain and demonstrate palatal expansion and cuspid impaction

### SESSION IV

#### Outline

- Introduction - Pre-Stage Two and Stage Two
- Ortho diagnosis (cont'd)
- Review of clinical patients from Session III
- Creating Space/Air-Rotor Stripping
- TMJ Disorders

#### Objectives

- Discuss Pre-Stage Two, Stage Two, and Pre-Stage Three.
- Clinical application of the Stages of treatment will be covered as well
- Explain the Air-Rotor Stripping Technique
- Discuss and explain TMD disorder and its relationship to orthodontics
- Learn to interpret diagnoses

### SESSION V

#### Outline

- Stage Two, Pre-Stage Three, in detail
- Etiology of malocclusion
- Extraction and non-extraction treatment
- Review of clinical patients from Session IV

#### Objectives

- Recall Stage One through Pre-Stage Three
- Discuss problem areas relating to these Stages and their clinical application
- Describe the etiology of malocclusion
- Explain the difference between non-extraction and extraction treatment
- Recognize various extraction site options

(Continued)

## SESSION VI

### Outline

- Practice Management
- Review of clinical patients from Session V
- Review Stage One, Two, Pre-Three
- Midterm Exam

### Objectives

- Explain and discuss practice management of the orthodontic patient as it relates to finance
- Discuss and review the various aspects of the Differential Straight-Arch® Technique covered in session's I-V

## SESSION VII

### Outline

- Introduction to Stage Three
- Lecture on tooth movement mechanics and apical resorption
- Review of clinical patients from Session VI

### Objectives

- Identify and discuss Stage Three
- Explain tooth movement and the problems of root resorption

## SESSION VIII

### Outline

- Stage Three in detail
- Airways and oral habits
- Review of clinical patients from Session VII
- Risk Management

### Objectives

- Discuss and review of Stage Three of the Differential Straight-Arch® Technique
- Explain and discuss risk management as it relates to the orthodontic patient
- Discuss various patient oral habits and their relationship to orthodontic malocclusions

## SESSION IX

### Outline

- Review all stages
- Review of clinical patients from Session VIII
- Finishing
- Growth/Development
- Functional appliances

### Objectives

- Explain and demonstrate the various case finishing techniques
- Discuss functional appliances that can be used in conjunction with the Differential Straight-Arch® Technique
- Explain growth and development and their importance to the orthodontic patient

## SESSION X

### Outline

- Early treatment
- Limited treatment
- Review diagnosis
- Review of Clinical patients from Session IX

### Objectives

- Describe the pros and cons of One-Phase vs. Two-Phase Orthodontic Treatment
- Explain the uses of limited treatment objectives in select patients

## SESSION XI

### Outline

- Debanding and Retention
- Orthognathic Surgery
- Troubleshooting
- Review of Clinical patients from Session X
- Early treatment (cont'd)

### Objectives

- Develop a retention plan
- Explain the various orthognathic surgery options vs. a camouflage approach
- Discuss treatment timing in young patients
- Discuss troubleshooting of patients deviating from the treatment plan

## SESSION XII

### Outline

- Review of clinical patients from Session XI
- Final Review
- Final Exam
- Graduation & Awards Dinner

### Objectives

- Discuss and review the Differential Straight-Arch® Technique from work-up to retention



**GENERAL NOTE** - The Differential Straight-Arch technique employs differential forces and mechanics and is separated into three main stages. Each stage has its own objectives which are explained in detail in the course text. This has proven helpful for those teaching, as well as learning, and in general facilitates treatment, and improves the quality of the results.

# BRUNSWICK, OHIO

## 12-SESSION COURSE

WITH DR. NTRAGATAKIS

### HANDS-ON COURSE DATES

**2018**

October 5 | Introductory Session

December 7-8 | Session I

**2019**

February 15-16 | Session II

April 12-13 | Session III

June 7-8 | Session IV

August 9-10 | Session V

October 11-12 | Session VI

December 13-14 | Session VII

**2019**

February 14-15 | Session VIII

April 17-18 | Session IX

June 12-13 | Session X

August 7-8 | Session XI

Oct. 9-10 | Session XII & Graduation

## INCORPORATE ORTHODONTICS INTO TO YOUR PRACTICE

**Brunswick, OH Introductory Session**  
**October 5, 2018**

**Earn 6 CDE credits, plus see if this course is right for you!**

### YOUR INSTRUCTOR

**Milton Ntragatakis, D.D.S., M.S.D.** is a 2006 Graduate of Case Western Reserve University, where he stayed two additional years for his Pediatric Dentistry training. Since then, he has served on faculty at the University's Dental School, while opening up his private practice in Brunswick, OH in 2010. Dr. Milton has actively practiced orthodontics for the last 10 years, and attributes the majority of his training to Dr. Gerry Samson's courses in Atlanta, Georgia. It was in one of those courses he met Dr. Ron Austin, who introduced him to the Academy's Hands-on Courses. He has completed over 400 hours of orthodontic continuing education and he currently hosts the Academy's 12-Session Comprehensive Hands-On Course in Brunswick, OH. He is currently a member of the Greater Cleveland Dental Society, the Ohio Dental Association, the American Academy of Pediatric Dentistry and the Academy of Gp Orthodontics.



### CLINICAL & LECTURE FACILITY

**Brunswick KiDDS Pediatric Dentistry**  
**Milton Ntragatakis D.D.S.**

1824 Pearl Rd.

Brunswick, Ohio 44212

Phone: 330-220-6363

[www.brunswickkidds.com](http://www.brunswickkidds.com)

### ACCOMMODATIONS

(Call Academy for details)

"Going into the course, I had no idea about tooth movement and fixed orthodontics. At about 4 months into the course I was so amazed at what I had learned and put into practice. I have recommended it to my colleagues already. Thank you for giving me the opportunity to learn about Tip-Edge."

- A. Omilabu, D.D.S.

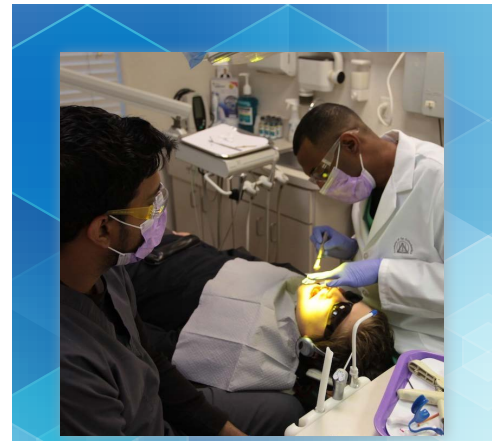
## FEES AND CDE HOURS

**Tuition for the 12-session course (minimum of 150 CDE hours) is \$14,990 USD, including two years of Academy membership.** Earn up to 225 CDE hours by monitoring the next course at no additional charge. Our Introductory Orthodontic Session (6 CDE hours) is \$150 USD and has a twofold purpose. Use it as an introductory trial session, with a 5 day timeframe to register and confirm enrollment in the 12-session course. Or, enroll in the 12-session course in advance and use it as Session I – a working weekend with lecture and clinical patients. Our Introductory Weekend Session (12 CDE hours) is \$200 USD and is required for that specific 12-session course. Either Introductory Session fee will be waived if the participant enrolls in the full course. A CDE hours verification record is given to participants upon completion of the course. Associate Fellowship status is awarded upon satisfactory completion of the course as outlined in the hands-on course syllabus.

## MEMBERSHIP

Two years of membership in the Academy is included in the course tuition. After that, membership dues are \$295 USD per year. Membership includes a certificate, quarterly newsletter/journal, a reference CD with patient forms/letters and marketing materials to help you incorporate orthodontics into your practice. In addition, the annual meeting registration fee is discounted 50% for the first- and second-year participant. The Academy networks and assists members in gaining additional knowledge in orthodontics through its annual, national convention and educational program. Members are encouraged to attend and bring cases from their practice for discussion. Membership allows your instructor mentoring service with free case problem solving consultation.


“Taking this hands-on orthodontic course was the best continuing education decision I have ever made! There are other classroom/typodont only courses out there, but there is NO substitute for learning comprehensive orthodontics on patients.”  
– D. Smith, D.D.S.



**Each Friday lecture session is reinforced by Saturday's clinical participation session for an optimal learning experience.**


## ARMAMENTARIUM

Participants will be provided a course binder, technique guide, lab exercise material, lecture and clinical handouts. All clinical patients and instruments will be provided. A dentist who does not hold a current Ohio dental license will be paired with a licensed Ohio dentist. Each participant will be required to bring some diagnostic materials; a list will be provided.



**Earn up to 225 CDE hours by monitoring the next course at no additional charge.**





# SIGN ME UP

FOR THE BRUNSWICK, OH 12-SESSION COURSE  
(2018-2020)

Name \_\_\_\_\_ D.D.S./D.M.D. AGD# \_\_\_\_\_

E-mail \_\_\_\_\_

Address \_\_\_\_\_

City \_\_\_\_\_ State \_\_\_\_\_ Zip \_\_\_\_\_

Phone (\_\_\_\_\_) \_\_\_\_\_

Cell (\_\_\_\_\_) \_\_\_\_\_

Emergency Ph (\_\_\_\_\_) \_\_\_\_\_

### EARLY BIRD \$500 DISCOUNT (check only if applies)

Yes, I'd like a \$500 discount and I agree to enroll in the full course prior to the introductory session.

### Check all that apply

Sign me up for the "Introductory Orthodontic Session" for \$150 USD. **This session is FREE if you enroll in the full course!**

Enroll me in the 12-Session Hands-on Course, including two years of AGpO membership, for \$14,990 USD.

I am interested in learning more about the following topics: \_\_\_\_\_  
\_\_\_\_\_

### Payment (Payments will not be processed until 1 month before the course starts)

I have enclosed my check for \$ \_\_\_\_\_

Please place my payment of \$ \_\_\_\_\_ on my credit card # \_\_\_\_\_

VISA  MasterCard  Discover  American Express Exp. Date \_\_\_\_\_ Security Code \_\_\_\_\_

Name as it appears on card \_\_\_\_\_

Signature \_\_\_\_\_

Card billing address (if different from above) \_\_\_\_\_  
\_\_\_\_\_

12 Months No Interest Financing through the Academy

### How did you hear about us?

AGpO website  Mailer  E-mail

AGpO member \_\_\_\_\_

Ad (publication) \_\_\_\_\_

Other \_\_\_\_\_

### CANCELLATION POLICY (check to accept terms)

I understand that once my tuition is paid, I have three business days to cancel the course without penalty. No refunds will be made less than 21 days prior to the first session. The Academy reserves the right to delay or cancel this course with my option of a full refund.


Academy of Gp Orthodontics | 509 E. Boydston Ave. | Rockwall, TX 75087 | Phone 800.634.2027 | Fax 888.634.2028

**Register today! Mail, Fax (888) 634-2028 or go to [www.academygportho.com](http://www.academygportho.com)**

**ADA CERP**® | Continuing Education Recognition Program  
Academy of Gp Orthodontics is an ADA CERP Recognized Provider. ADA CERP is a service of the American Dental Association to assist dental professionals in identifying quality providers of continuing dental education. ADA CERP does not approve or endorse individual courses or instructors, nor does it imply acceptance of credit hours by boards of dentistry. Academy of Gp Orthodontics designates this activity for 145+ continuing education credits.



**Approved PACE Program Provider FAGD/MAGD Credit**  
Approval does not imply acceptance by a state or provincial board of dentistry or AGD endorsement.  
3/1/2017 to 2/27/2020



## OUR MISSION

The Academy of Gp Orthodontics is a non-profit educational and professional organization which was founded by Dr. Charles Yates in 1987. Its membership is composed of dentists and specialists who provide quality orthodontic care for their patients. The organization's goal is to facilitate the sharing of knowledge and new technological developments in the field of orthodontics through comprehensive orthodontic experiences with direct patient care.

## Academy of Gp Orthodontics

509 E. Boydston Ave.

Rockwall, TX 75087

Phone 800.634.2027

Fax 888.634.2028

[www.academygportho.com](http://www.academygportho.com)

**ADA CERP**® | Continuing Education  
Recognition Program

Academy of Gp Orthodontics is an ADA CERP Recognized Provider. ADA CERP is a service of the American Dental Association to assist dental professionals in identifying quality providers of continuing dental education. ADA CERP does not approve or endorse individual courses or instructors, nor does it imply acceptance of credit hours by boards of dentistry. Academy of Gp Orthodontics designates this activity for 145+ continuing education credits.



**Approved PACE Program Provider FAGD/MAGD Credit**

Approval does not imply acceptance by a state or provincial board of dentistry or AGD endorsement.

3/1/2017 to 2/27/2020